


MINUTES OF COUNTY FINANCES
TREASURER'S REPORT

IN THE MATTER OF COUNTY FINANCES
IN THE HANDS OF JERRY YARBROUGH
TREASURER OF LAMB COUNTY, TEXAS

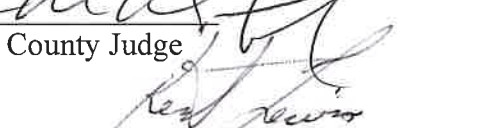
COMMISSIONER'S COURT
LAMB COUNTY, TEXAS
IN REGUAR SESSION,
4TH QUARTER OF 2020

1ST QUARTER, BUDGET YEAR 2020-2021


IN ACCORDANCE with Section 114.026, Local Government Code, we, the undersigned, constituting the entire Commissioners Court of said County, certify that on the 22nd day of February 2021, at the Regular term of Court, we compared and examined the quarterly report of JERRY YARBROUGH, Treasurer of Lamb County, Texas for the 1st quarter, 2020-2021, and finding the same correct, entered an order in the Minutes approving said Report, which states total cash and other assets on hand as \$ 16,010,604.23 .


James M. DeLoach, County Judge


Cory DeBerry, Commissioner Pct. 1


Kent Lewis, Commissioner, Pct. 2


Danny Short, Commissioner Pct. 3


Lee Logan, Commissioner, Pct. 4

SWORN TO AND SUBSCRIBED BEFORE ME, by James M. DeLoach, County Judge, and County Commissioners of said Lamb County, each respectively, on this the 22ND day of February, A. D., 2021.



Attest: Tonya Ritchie, County Clerk

FILED FOR RECORD THIS 22ND DAY OF February, A.D. 2021, and recorded on the 22ND day of February, A.D. 2021.

FILED FOR RECORD

2021 FEB 22 A 10:55

TONYA RITCHIE
COUNTY CLERK, LAMB CO. TEXAS


Tonya Ritchie, County Clerk and
Ex-Officio Clerk of the Commissioners
Court in and for Lamb County, Texas

By:

Deputy



QUARTERLY REPORT FOR PERIOD ENDING DECEMBER 31, 2020

SUBMITTED TO: COMMISSIONERS' COURT, LAMB COUNTY

PREPARED AND SUBMITTED BY: JERRY YARBROUGH
INVESTMENT OFFICER
COUNTY TREASURER


Signature

This report is made in accordance with provisions of Government Code 2256, the public Funds Investment Act, which requires quarterly reporting of investment transactions for the county funds to the commissioners' court. The investments held in Lamb County's portfolio comply with the Public Funds Investment Act and with the County's investment policy and strategies.

The cash availability in each account is monitored daily. The goal in each account is to maintain adequate monies to cover usual and customary monthly expenditures in each fund.

4TH QUARTER 2020

THE CASH IN OUR OPERATING ACCOUNTS (AIM BANK) ARE MONITORED DAILY.
ALL FUNDS ARE EARNING INTEREST BASED ON THE NINETY DAY TREASURY BILL RATE
ADJUSTED ON THE FIRST TUESDAY OF EACH MONTH.

AIM BANK

	<u>Amount on Deposit (All Accts.)</u>	<u>Interest Earned</u>	<u>Rate</u>
October	\$12,154,339.14	\$7,802.07	0.75%
November	\$15,938,010.26	\$9,083.98	0.75%
December	\$15,536,543.68	\$10,313.78	0.75%

Investors Cash Trust

	<u>Amount on Deposit</u>	<u>Interest Earned</u>	<u>Rate</u>
October	\$0.00	\$0.00	0.00%
November	\$0.00	\$0.00	0.00%
December	\$0.00	\$0.00	0.00%

TEXPOOL

	<u>Amount on Deposit</u>	<u>Interest Earned</u>	<u>Rate</u>
October	\$0.00	\$0.00	0.00%
November	\$0.00	\$0.00	0.00%
December	\$0.00	\$0.00	0.00%

Total interest earned for this quarter: \$27,199.78

Total interest earned Year to date:

October 2020 through September 2021 \$27,199.78

LAMB COUNTY

4TH QUARTER

ENDING

DECEMBER 31, 2020

QUARTERLY INVESTMENT REPORT

LAMB COUNTY, TEXAS
 CASH & INVESTMENTS BY FUND
 AS OF: DECEMBER 31ST, 2020

FUND-ACCT. NO.	ACCOUNT NAME	CASH	INVESTMENTS	FUND TOTAL
010-GENERAL FUND				
=====				
010-1001	CLAIM ON CASH-GENERAL FUND	3,958,008.53		
010-1103	POOLED INVESTMENTS		0.00	
010-1105	TEXPOOL - GENERAL		0.00	
	TOTAL 010-GENERAL FUND	<u>3,958,008.53</u>	<u>0.00</u>	<u>3,958,008.53</u>
021-ROAD & BRIDGE 1				
=====				
021-1001	CLAIM ON CASH-R&B 1	204,689.82		
021-1103	POOLED INVESTMENTS		0.00	
021-1105	TEXPOOL - PRECINCT 1		0.00	
	TOTAL 021-ROAD & BRIDGE 1	<u>204,689.82</u>	<u>0.00</u>	<u>204,689.82</u>
022-ROAD & BRIDGE 2				
=====				
022-1001	CLAIM ON CASH-R&B 2	157,911.74		
022-1103	POOLED INVESTMENTS		0.00	
022-1105	INVESTMENT CD		0.00	
	TOTAL 022-ROAD & BRIDGE 2	<u>157,911.74</u>	<u>0.00</u>	<u>157,911.74</u>
023-ROAD & BRIDGE 3				
=====				
023-1001	CLAIM ON CASH-R&B 3	145,246.24		
023-1103	POOLED INVESTMENTS		0.00	
023-1105	INVESTMENT CD		0.00	
	TOTAL 023-ROAD & BRIDGE 3	<u>145,246.24</u>	<u>0.00</u>	<u>145,246.24</u>
024-ROAD & BRIDGE 4				
=====				
024-1001	CLAIM ON CASH-R&B 4	446,176.31		
024-1103	POOLED INVESTMENTS		0.00	
024-1105	INVESTMENT CD		0.00	
	TOTAL 024-ROAD & BRIDGE 4	<u>446,176.31</u>	<u>0.00</u>	<u>446,176.31</u>
055-LAMB HEALTHCARE CENTER				
=====				
055-1000	HOSPITAL CASH	10,174,048.03		
055-1001	LAMB CO HOSPITAL CASH	0.00		
	TOTAL 055-LAMB HEALTHCARE CENTER	<u>10,174,048.03</u>	<u>0.00</u>	<u>10,174,048.03</u>
056-BAIL BOND BOARD ACCOUNT				
=====				
056-1001	CLAIM ON CASH-BAIL BOND (APPLI	7,222.72		
	TOTAL 056-BAIL BOND BOARD ACCOUNT	<u>7,222.72</u>	<u>0.00</u>	<u>7,222.72</u>

FUND-ACCT. NO.	ACCOUNT NAME	CASH	INVESTMENTS	FUND TOTAL
057-JURY FUND				
=====				
057-1001	CLAIM ON CASH-JURY FUND	31,617.58		
057-1103	POOLED INVESTMENTS		0.00	
057-1105	INVESTMENT		0.00	
	TOTAL 057-JURY FUND	31,617.58	0.00	31,617.58
059-GRANTS FUND				
=====				
059-1001	CLAIM ON CASH-GRANT FUND	(42,000.00)		
	TOTAL 059-GRANTS FUND	(42,000.00)	0.00	(42,000.00)
060-LIBRARY GRANTS				
=====				
060-1001	CLAIM ON CASH-LIBRARY GRANTS	114.59		
	TOTAL 060-LIBRARY GRANTS	114.59	0.00	114.59
062-TEXAS CAPITAL FUND GRANT				
=====				
062-1000	TEXAS CAPITAL FUND GRANT CASH	0.00		
	TOTAL 062-TEXAS CAPITAL FUND GRANT	0.00	0.00	0.00
063-EDA GRANT				
=====				
063-1001	CLAIM ON CASH-EDA GRANT	70,857.29		
	TOTAL 063-EDA GRANT	70,857.29	0.00	70,857.29
083-CHILD ABUSE PREV/FAM PROT				
=====				
083-1001	CLAIM ON CASH-CHILD ABUSE/FAM	6,280.00		
	TOTAL 083-CHILD ABUSE PREV/FAM PROT	6,280.00	0.00	6,280.00
084-COURT HOUSE SECURITY				
=====				
084-1001	CLAIM ON CASH-COURT HOUSE SECU	31,385.81		
084-1103	POOLED INVESTMENTS		0.00	
	TOTAL 084-COURT HOUSE SECURITY	31,385.81	0.00	31,385.81
085-COMM COURT RECORDS PRES				
=====				
085-1001	CLAIM ON CASH-CC RECORDS PRES	8,091.73		
085-1103	POOLED INVESTMENTS		0.00	
	TOTAL 085-COMM COURT RECORDS PRES	8,091.73	0.00	8,091.73

FUND-ACCT. NO.	ACCOUNT NAME	CASH	INVESTMENTS	FUND TOTAL
086-COUNTY CLERK RECORDS PRES				
=====				
086-1001	CLAIM ON CASH-CO CLERK RECORDS	34,124.28		
086-1103	POOLED INVESTMENTS		0.00	
	TOTAL 086-COUNTY CLERK RECORDS PRES	34,124.28	0.00	34,124.28
087-DIST CLERK RECORDS PRES				
=====				
087-1001	CLAIM ON CASH-DIST CLERK RECOR	2,133.21		
087-1103	POOLED INVESTMENTS		0.00	
	TOTAL 087-DIST CLERK RECORDS PRES	2,133.21	0.00	2,133.21
088-COUNTY & DISTRICT TECH FU				
=====				
088-1001	CLAIM ON CASH-CO & DIST TECH	3,648.74		
	TOTAL 088-COUNTY & DISTRICT TECH FU	3,648.74	0.00	3,648.74
089-DIST COURTS TECH/ARCHIVE				
=====				
089-1001	CLAIM ON CASH-DIST COURT ARCHI	6,781.55		
	TOTAL 089-DIST COURTS TECH/ARCHIVE	6,781.55	0.00	6,781.55
131-JP TECHNOLOGY FUND				
=====				
131-1001	CLAIM ON CASH-JP TECHNOLOGY	8,067.77		
131-1103	POOLED INVESTMENTS		0.00	
	TOTAL 131-JP TECHNOLOGY FUND	8,067.77	0.00	8,067.77
133-JP SECURITY FUND				
=====				
133-1001	CLAIM ON CASH-JP SECURITY	16,410.04		
133-1103	POOLED INVESTMENTS		0.00	
	TOTAL 133-JP SECURITY FUND	16,410.04	0.00	16,410.04
140-JUVENILE PROBATION FUND				
=====				
140-1001	CLAIM ON CASH-JUV PROBATION	(10,229.19)		
140-1003	JPO RESTITUTION ACCT	0.00		
	TOTAL 140-JUVENILE PROBATION FUND	(10,229.19)	0.00	(10,229.19)
141-JPO-GRANT FUND				
=====				
141-1001	CLAIM ON CASH-STAND GRANT	(45.42)		
	TOTAL 141-JPO-GRANT FUND	(45.42)	0.00	(45.42)

FUND-ACCT. NO.	ACCOUNT NAME	CASH	INVESTMENTS	FUND TOTAL
142-TITLE IV-E FUND				
=====				
142-1000	IV-E CASH ACCOUNT	35,295.74		
142-1001	CLAIM ON CASH- IV-E	<u>0.00</u>		
	TOTAL 142-TITLE IV-E FUND	<u>35,295.74</u>	<u>0.00</u>	<u>35,295.74</u>
143-LAMB CO LEAF GRANT				
=====				
143-1001	CLAIM ON CASH-LEAF GRANT	<u>(1,659.24)</u>		
	TOTAL 143-LAMB CO LEAF GRANT	<u>(1,659.24)</u>	<u>0.00</u>	<u>(1,659.24)</u>
144-JPO-STATE AID				
=====				
144-1001	CLAIM ON CASH-JPO STATE AID	<u>26,436.68</u>		
	TOTAL 144-JPO-STATE AID	<u>26,436.68</u>	<u>0.00</u>	<u>26,436.68</u>
145-LAMB CO LEAF GRANT				
=====				
145-1001	CLAIM ON CASH-LEAF GRANT	<u>(14,276.81)</u>		
	TOTAL 145-LAMB CO LEAF GRANT	<u>(14,276.81)</u>	<u>0.00</u>	<u>(14,276.81)</u>
150-CO CLERK ELECTION ADMIN				
=====				
150-1001	CLAIM ON CASH-ELECTION ADMIN	<u>4,089.59</u>		
	TOTAL 150-CO CLERK ELECTION ADMIN	<u>4,089.59</u>	<u>0.00</u>	<u>4,089.59</u>
151-CO CLERK RECORDS ARCHIVE				
=====				
151-1001	CLAIM ON CASH-CO CLERK ARCHIVE	<u>81,890.81</u>		
	TOTAL 151-CO CLERK RECORDS ARCHIVE	<u>81,890.81</u>	<u>0.00</u>	<u>81,890.81</u>
155-HAVA GRANTS				
=====				
155-1001	CLAIM ON CASH HAVA GRANTS	<u>1,485.61</u>		
	TOTAL 155-HAVA GRANTS	<u>1,485.61</u>	<u>0.00</u>	<u>1,485.61</u>
165-TAX A/C- VOTER REG FUND				
=====				
165-1000	CASH-TAX A/C VOTER REG ACCT	<u>0.00</u>		
	TOTAL 165-TAX A/C- VOTER REG FUND	<u>0.00</u>	<u>0.00</u>	<u>0.00</u>
171-VCLG GRANT				
=====				
171-1001	CLAIM ON CASH-VCLG GRANT	<u>(7,809.89)</u>		
	TOTAL 171-VCLG GRANT	<u>(7,809.89)</u>	<u>0.00</u>	<u>(7,809.89)</u>

LAMB COUNTY, TEXAS
CASH & INVESTMENTS BY FUND
AS OF: DECEMBER 31ST, 2020

FUND-ACCT. NO.	ACCOUNT NAME	CASH	INVESTMENTS	FUND TOTAL
173-PRE-TRIAL DIVERSION				
=====				
173-1001	CLAIM ON CASH-PRE-TRIAL DIVERS	69,361.52		
173-1103	POOLED INVESTMENTS		0.00	
TOTAL 173-PRE-TRIAL DIVERSION		69,361.52	0.00	69,361.52
174-DWI VIDEO FUND				
=====				
174-1001	CLAIM ON CASH-DWI VIDEO	4,225.48		
TOTAL 174-DWI VIDEO FUND		4,225.48	0.00	4,225.48
175-CO ATTY DRUG FORFEITURE				
=====				
175-1000	CO ATTY DRUG FORFEITURE ACCT	60,898.07		
175-1001	CLAIM ON CASH-CA FORFEITURE	(4,367.47)		
TOTAL 175-CO ATTY DRUG FORFEITURE		56,530.60	0.00	56,530.60
176-CO ATTY HOT CK FEE FUND				
=====				
176-1000	CO ATTY HOT CHECK FEE FUND	4,986.08		
176-1001	CLAIM ON CASH-HOT CK FEE FUND	(3,105.71)		
TOTAL 176-CO ATTY HOT CK FEE FUND		1,880.37	0.00	1,880.37
180-SHERIFF COMMISSARY FUND				
=====				
180-1000	SHERIFF COMMISSARY ACCT	30,211.00		
TOTAL 180-SHERIFF COMMISSARY FUND		30,211.00	0.00	30,211.00
181-SHERIFF FORFEITURE-STATE				
=====				
181-1000	SHERIFF FORFEITURE-STATE CASH	77,205.73		
TOTAL 181-SHERIFF FORFEITURE-STATE		77,205.73	0.00	77,205.73
182-SHERIFF FORFEITURE-FEDERA				
=====				
182-1000	SHERIFF FOREFITURE-FED CASH	0.00		
TOTAL 182-SHERIFF FORFEITURE-FEDERA		0.00	0.00	0.00
190-COUNTY LIBRARY-LITTLEFIEL				
=====				
190-1000	LFD-LAMB CO LIBRARY ADV BOARD	0.00		
190-1001	CLAIM ON CASH-LFD LIBRARY	15,094.83		
TOTAL 190-COUNTY LIBRARY-LITTLEFIEL		15,094.83	0.00	15,094.83

FUND-ACCT. NO.	ACCOUNT NAME	CASH	INVESTMENTS	FUND TOTAL
191-OLTON LIBRARY				
=====				
191-1000	OLTON LIBRARY LOCAL DONATIONS	0.00		
191-1001	CLAIM ON CASH-OLT LIBRARY	<u>2,962.67</u>		
	TOTAL 191-OLTON LIBRARY	<u>2,962.67</u>	<u>0.00</u>	<u>2,962.67</u>
195-CORONAVIRUS RELIEF FUND				
=====				
195-1001	CLAIM ON CASH-CORONAVURUS RELI	<u>(106,671.51)</u>		
	TOTAL 195-CORONAVIRUS RELIEF FUND	<u>(106,671.51)</u>	<u>0.00</u>	<u>(106,671.51)</u>
301-CAPITAL PROJECTS				
=====				
301-1001	CLAIM ON CASH-CAP PROJECTS	0.00		
301-1103	POOLED INVESTMENTS		<u>0.00</u>	
	TOTAL 301-CAPITAL PROJECTS	<u>0.00</u>	<u>0.00</u>	<u>0.00</u>
502-DISTRICT CLERK				
=====				
502-1002	DIST CLERK ACCOUNT	72,247.57		
502-1003	DIST CLERK-E-FILE	124.00		
502-1004	DIST CLERK-CIVIL FEES	20,528.03		
502-1005	DIST CLERK-CRIMINAL FEES	4,782.62		
502-1006	DISTRICT CLERK TRUST ACCOUNTS	9,877.09		
502-1007	DISTRICT CLERK-CREDIT CARD	<u>(1,031.50)</u>		
	TOTAL 502-DISTRICT CLERK	<u>106,527.81</u>	<u>0.00</u>	<u>106,527.81</u>
504-COUNTY CLERK				
=====				
504-1002	CO CLERK CASH BOND-CRIMINAL	23,591.90		
504-1003	CO CLERK- E-FILE	221.00		
504-1004	CO CLERK-GENERAL FUND CASH	30.00		
504-1005	CO CLERK-CRIM PARTIAL PMT	1,724.32		
504-1006	CO CLERK-TRUST ACCOUNTS	<u>0.00</u>		
	TOTAL 504-COUNTY CLERK	<u>25,567.22</u>	<u>0.00</u>	<u>25,567.22</u>
505-TAX ACCESSOR/COLLECTOR				
=====				
505-1004	TAX A/C- AUTO ACCT AIM BANK	161,749.04		
505-1005	TAX A/C- AUTO ACCT FIRST UNITE	36.34		
505-1006	TAX A/C-AUTO ACCT HAPPY STATE	18.11		
505-1007	TAX A/C- TAX ACCOUNT	5,254.40		
505-1008	TAX A/C- ESCROW ACCOUNT	<u>918.32</u>		
	TOTAL 505-TAX ACCESSOR/COLLECTOR	<u>167,976.21</u>	<u>0.00</u>	<u>167,976.21</u>

FUND-ACCT. NO.	ACCOUNT NAME	CASH	INVESTMENTS	FUND TOTAL
506-COUNTY TREASURER				
=====				
506-1002	LAMB CO CAFETERIA PLAN ACCT	9,490.72		
506-1006	SPADE ACCOUNT-GRANT	0.00		
506-1007	CASH-LAMB CO BAIL BONDS ACCT	14,763.17		
506-1008	TREAS CASH BOND ACCOUNT	17,000.00		
	TOTAL 506-COUNTY TREASURER	41,253.89	0.00	41,253.89
507-COUNTY ATTORNEY				
=====				
507-1006	CO ATTY SEIZURE ACCOUNT	2,566.52		
507-1007	CO ATTY TRUST HOT CHECK FUND	0.42		
	TOTAL 507-COUNTY ATTORNEY	2,566.94	0.00	2,566.94
509-ADULT PROBATION				
=====				
509-1002	154th J.D. -PTAF CASH ACCOUNT	861.00		
509-1005	LAMB COUNTY CSCD-CC	(599.50)		
	TOTAL 509-ADULT PROBATION	261.50	0.00	261.50
511-JUSTICE OF THE PEACE				
=====				
511-1011	JP 1 CASH ACCOUNT	1,210.26		
511-1012	JP 2 CASH ACCOUNT	(9,013.34)		
511-1013	JP 3 CASH ACCOUNT	1,802.32		
511-1014	JP 4 CASH ACCOUNT	0.00		
	TOTAL 511-JUSTICE OF THE PEACE	(6,000.76)	0.00	(6,000.76)
515-SHERIFF				
=====				
515-1003	SHERIFF BOND FEES-0244716	0.00		
515-1005	SO INMATE ACCOUNT-DEBIT ACCT	7,720.55		
515-1006	SHERIFF SEIZURE-STATE CASH	1.00		
515-1007	SHERIFF PETTY CASH ACCT	0.00		
515-1008	SHERIFF LEOSE CASH ACCOUNT	11,689.66		
515-1009	SHERIFF PRISONER TRUST CASH	8,821.96		
515-1010	SHERIFF UNCLAIMED PRISONER ACC	0.00		
515-1011	SHERIFF TRUST ACCOUNT	0.00		
515-1013	SHERIFF TOYS FOR KIDS CASH ACC	9,043.21		
	TOTAL 515-SHERIFF	37,276.38	0.00	37,276.38
600-CSCD-BASIC SUPERVISION				
=====				
600-1001	CLAIM ON CASH-CSCD BASIC SUPER	80,491.09		
	TOTAL 600-CSCD-BASIC SUPERVISION	80,491.09	0.00	80,491.09

LAMB COUNTY, TEXAS
 CASH & INVESTMENTS BY FUND
 AS OF: DECEMBER 31ST, 2020

FUND-ACCT. NO.	ACCOUNT NAME	CASH	INVESTMENTS	FUND TOTAL
<hr/>				
601-CSCD-CCP COMMUNITY CORRE				
=====				
601-1001	CLAIM ON CASH-CSCD CCP COMMUNI	<u>5,901.63</u>		
	TOTAL 601-CSCD-CCP COMMUNITY CORRE	<u>5,901.63</u>	<u>0.00</u>	<u>5,901.63</u>
<hr/>				
603-CSCD-DP				
=====				
603-1001	CLAIM ON CASH-DP	<u>11,975.79</u>		
	TOTAL 603-CSCD-DP	<u>11,975.79</u>	<u>0.00</u>	<u>11,975.79</u>
<hr/>				
801-DEBT SERVICE				
=====				
801-1001	CLAIM ON CASH-DEBT SERVICE	11.98		
801-1103	POOLED INVESTMENTS		0.00	
801-1105	DEBT SERVICE INVESTMENT		<u>0.00</u>	
	TOTAL 801-DEBT SERVICE	<u>11.98</u>	<u>0.00</u>	<u>11.98</u>
<hr/>				
TOTAL CASH & INVESTMENTS		<u>16,010,604.23</u>	<u>0.00</u>	<u>16,010,604.23</u>
		=====	=====	=====

*** END OF REPORT ***

GENERAL LEDGER

CASH ANALYSIS

ACCOUNT RECAP TOTALS

QUARTERLY REPORT ENDING DECEMBER 31, 2020

GENERAL FUNDS & ALL DEPARTMENTS	\$ 15,870,247.04
JPO, TITLE IV-E, VCLG & CSCD\$ VCLG & CSCD	\$ 140,357.19
TOTAL	\$ 16,010,604.23

		BEGINNING	TOTAL	TOTAL	ENDING	AVERAGE
		BALANCE	DEBITS	CREDITS	BALANCE	DAILY
						BALANCE
GENERAL FUND						
010-1001	CLAIM ON CASH-GE	1,793,853.78	4,240,496.03	2,076,341.28CR	3,958,008.53	2,848,945.40
010-1105	TEXPOOL - GENERA	0.00	0.00	0.00	0.00	0.00
	FUND 010 TOTAL	1,793,853.78	4,240,496.03	2,076,341.28CR	3,958,008.53	2,848,945.40
ROAD & BRIDGE 1						
021-1001	CLAIM ON CASH-R&	83,075.35	258,270.84	136,656.37CR	204,689.82	155,255.91
021-1105	TEXPOOL - PRECIN	0.00	0.00	0.00	0.00	0.00
	FUND 021 TOTAL	83,075.35	258,270.84	136,656.37CR	204,689.82	155,255.91
ROAD & BRIDGE 2						
022-1001	CLAIM ON CASH-R&	17,719.49	313,162.19	172,969.94CR	157,911.74	103,403.40
	FUND 022 TOTAL	17,719.49	313,162.19	172,969.94CR	157,911.74	103,403.40
ROAD & BRIDGE 3						
023-1001	CLAIM ON CASH-R&	21,809.86	270,191.89	146,755.51CR	145,246.24	78,225.17
	FUND 023 TOTAL	21,809.86	270,191.89	146,755.51CR	145,246.24	78,225.17
ROAD & BRIDGE 4						
024-1001	CLAIM ON CASH-R&	306,442.30	258,687.13	118,953.12CR	446,176.31	387,962.59
	FUND 024 TOTAL	306,442.30	258,687.13	118,953.12CR	446,176.31	387,962.59
LAMB HEALTHCARE CENTER						
055-1000	HOSPITAL CASH	9,473,895.09	5,325,072.29	4,624,919.35CR	10,174,048.03	9,877,138.84
055-1105	TEXPOOL - HOSPIT	0.00	0.00	0.00	0.00	0.00
	FUND 055 TOTAL	9,473,895.09	5,325,072.29	4,624,919.35CR	10,174,048.03	9,877,138.84
BAIL BOND BOARD ACCOUNT						
056-1001	CLAIM ON CASH-BA	7,207.20	15.52	0.00	7,222.72	7,212.75
	FUND 056 TOTAL	7,207.20	15.52	0.00	7,222.72	7,212.75
JURY FUND						
057-1001	CLAIM ON CASH-JU	31,934.77	242.81	560.00CR	31,617.58	31,703.71
	FUND 057 TOTAL	31,934.77	242.81	560.00CR	31,617.58	31,703.71

		BEGINNING BALANCE	TOTAL DEBITS	TOTAL CREDITS	ENDING BALANCE	AVERAGE DAILY BALANCE
GRANTS FUND						
059-1001	CLAIM ON CASH-GR	0.00	0.00	42,000.00CR	42,000.00CR	30,586.96CR
	FUND 059 TOTAL	0.00	0.00	42,000.00CR	42,000.00CR	30,586.96CR
LIBRARY GRANTS						
060-1001	CLAIM ON CASH-LI	7,388.50	0.00	7,273.91CR	114.59	1,242.12
	FUND 060 TOTAL	7,388.50	0.00	7,273.91CR	114.59	1,242.12
EMERGENCY FOOD & SHELTER						
061-1000	PUBLIC ASST FOOD	0.00	0.00	0.00	0.00	0.00
	FUND 061 TOTAL	0.00	0.00	0.00	0.00	0.00
TEXAS CAPITAL FUND GRANT						
062-1000	TEXAS CAPITAL FU	0.00	0.00	0.00	0.00	0.00
	FUND 062 TOTAL	0.00	0.00	0.00	0.00	0.00
EDA GRANT						
063-1001	CLAIM ON CASH-ED	70,857.29	0.00	0.00	70,857.29	70,857.29
	FUND 063 TOTAL	70,857.29	0.00	0.00	70,857.29	70,857.29
CHILD ABUSE PREV/FAM PROT						
083-1001	CLAIM ON CASH-CH	6,175.00	105.00	0.00	6,280.00	6,206.47
	FUND 083 TOTAL	6,175.00	105.00	0.00	6,280.00	6,206.47
COURT HOUSE SECURITY						
084-1001	CLAIM ON CASH-CO	32,626.70	1,294.11	2,535.00CR	31,385.81	33,128.40
	FUND 084 TOTAL	32,626.70	1,294.11	2,535.00CR	31,385.81	33,128.40
COMM COURT RECORDS PRES						
085-1001	CLAIM ON CASH-CC	7,813.45	842.28	564.00CR	8,091.73	7,852.74
	FUND 085 TOTAL	7,813.45	842.28	564.00CR	8,091.73	7,852.74

		BEGINNING	TOTAL	TOTAL	ENDING	AVERAGE
		BALANCE	DEBITS	CREDITS	BALANCE	DAILY
						BALANCE
COUNTY CLERK RECORDS PRES						
086-1001	CLAIM ON CASH-CO	29,813.74	5,953.42	1,642.88CR	34,124.28	31,995.89
FUND 086 TOTAL		29,813.74	5,953.42	1,642.88CR	34,124.28	31,995.89
DIST CLERK RECORDS PRES						
087-1001	CLAIM ON CASH-DI	2,582.32	253.78	702.89CR	2,133.21	2,194.91
FUND 087 TOTAL		2,582.32	253.78	702.89CR	2,133.21	2,194.91
COUNTY & DISTRICT TECH FU						
088-1001	CLAIM ON CASH-CO	3,605.06	43.68	0.00	3,648.74	3,626.29
FUND 088 TOTAL		3,605.06	43.68	0.00	3,648.74	3,626.29
DIST COURTS TECH/ARCHIVE						
089-1001	CLAIM ON CASH-DI	6,358.96	426.99	4.40CR	6,781.55	6,505.95
FUND 089 TOTAL		6,358.96	426.99	4.40CR	6,781.55	6,505.95
JP TECHNOLOGY FUND						
131-1001	CLAIM ON CASH-JP	9,400.26	487.76	1,820.25CR	8,067.77	9,463.23
FUND 131 TOTAL		9,400.26	487.76	1,820.25CR	8,067.77	9,463.23
JP SECURITY FUND						
133-1001	CLAIM ON CASH-JP	16,231.61	178.43	0.00	16,410.04	16,302.98
FUND 133 TOTAL		16,231.61	178.43	0.00	16,410.04	16,302.98
LAMB CO LEAF GRANT						
145-1001	CLAIM ON CASH-LE	17,581.13CR	35,828.65	32,524.33CR	14,276.81CR	22,704.95CR
FUND 145 TOTAL		17,581.13CR	35,828.65	32,524.33CR	14,276.81CR	22,704.95CR
CO CLERK ELECTION ADMIN						
150-1001	CLAIM ON CASH-EL	4,080.80	8.79	0.00	4,089.59	4,083.94
FUND 150 TOTAL		4,080.80	8.79	0.00	4,089.59	4,083.94

		BEGINNING BALANCE	TOTAL DEBITS	TOTAL CREDITS	ENDING BALANCE	AVERAGE DAILY BALANCE
CO CLERK RECORDS ARCHIVE						
151-1001	CLAIM ON CASH-CO	166,383.84	5,504.06	89,997.09CR	81,890.81	83,038.92
	FUND 151 TOTAL	166,383.84	5,504.06	89,997.09CR	81,890.81	83,038.92
HAVA GRANTS						
155-1001	CLAIM ON CASH HA	74,443.01	0.00	72,957.40CR	1,485.61	49,066.52
	FUND 155 TOTAL	74,443.01	0.00	72,957.40CR	1,485.61	49,066.52
TAX A/C- VOTER REG FUND						
165-1000	CASH-TAX A/C VOT	0.00	0.00	0.00	0.00	0.00
	FUND 165 TOTAL	0.00	0.00	0.00	0.00	0.00
PRE-TRIAL DIVERSION						
173-1001	CLAIM ON CASH-PR	66,874.85	6,954.09	4,467.42CR	69,361.52	70,577.92
	FUND 173 TOTAL	66,874.85	6,954.09	4,467.42CR	69,361.52	70,577.92
DWI VIDEO FUND						
174-1001	CLAIM ON CASH-DW	5,253.92	30.90	1,059.34CR	4,225.48	4,360.45
	FUND 174 TOTAL	5,253.92	30.90	1,059.34CR	4,225.48	4,360.45
CO ATTY DRUG FORFEITURE						
175-1000	CO ATTY DRUG FOR	60,821.58	1,576.49	1,500.00CR	60,898.07	60,860.89
175-1001	CLAIM ON CASH-CA	4,367.47CR	0.00	0.00	4,367.47CR	4,367.47CR
	FUND 175 TOTAL	56,454.11	1,576.49	1,500.00CR	56,530.60	56,493.42
CO ATTY HOT CK FEE FUND						
176-1000	CO ATTY HOT CHEC	4,756.14	467.26	237.32CR	4,986.08	4,837.11
176-1001	CLAIM ON CASH-HO	3,105.71CR	0.00	0.00	3,105.71CR	3,105.71CR
	FUND 176 TOTAL	1,650.43	467.26	237.32CR	1,880.37	1,731.40
SHERIFF COMMISSARY FUND						
180-1000	SHERIFF COMMISSA	44,165.69	1,831.31	15,786.00CR	30,211.00	34,575.09
	FUND 180 TOTAL	44,165.69	1,831.31	15,786.00CR	30,211.00	34,575.09

DATES: 10/01/2020-12/31/2020

AVERAGE

DAILY

BALANCE

BEGINNING
BALANCETOTAL
DEBITSTOTAL
CREDITSENDING
BALANCE

SHERIFF FORFEITURE-STATE

181-1000	SHERIFF FORFEITU	77,109.05	96.68	0.00	77,205.73	77,158.70
FUND 181 TOTAL		77,109.05	96.68	0.00	77,205.73	77,158.70

SHERIFF FORFEITURE-FEDERA

182-1000	SHERIFF FOREFITU	0.00	0.00	0.00	0.00	0.00
FUND 182 TOTAL		0.00	0.00	0.00	0.00	0.00

COUNTY LIBRARY-LITTLEFIEL

190-1000	LFD-LAMB CO LIBR	0.00	0.00	0.00	0.00	0.00
190-1001	CLAIM ON CASH-LF	14,273.14	821.69	0.00	15,094.83	14,695.60
FUND 190 TOTAL		14,273.14	821.69	0.00	15,094.83	14,695.60

OLTON LIBRARY

191-1000	OLTON LIBRARY LO	0.00	0.00	0.00	0.00	0.00
191-1001	CLAIM ON CASH-OL	2,906.24	56.43	0.00	2,962.67	2,939.96
FUND 191 TOTAL		2,906.24	56.43	0.00	2,962.67	2,939.96

CORONAVIRUS RELIEF FUND

195-1001	CLAIM ON CASH-CO	102,398.35CR	1,841.81	6,114.97CR	106,671.51CR	104,240.69CR
FUND 195 TOTAL		102,398.35CR	1,841.81	6,114.97CR	106,671.51CR	104,240.69CR

CAPITAL PROJECTS

301-1001	CLAIM ON CASH-CA	0.00	0.00	0.00	0.00	0.00
FUND 301 TOTAL		0.00	0.00	0.00	0.00	0.00

DISTRICT CLERK

502-1002	DIST CLERK ACCOU	63,917.57	9,410.00	1,080.00CR	72,247.57	64,986.37
502-1003	DIST CLERK-E-FIL	7,790.00	6,064.00	13,730.00CR	124.00	6,387.70
502-1004	DIST CLERK-CIVIL	19,434.34	1,223.69	130.00CR	20,528.03	20,156.72
502-1005	DIST CLERK-CRIMI	1,567.96	4,002.16	787.50CR	4,782.62	2,795.09
502-1006	DISTRICT CLERK T	9,877.09	0.00	0.00	9,877.09	9,877.09
502-1007	DISTRICT CLERK-C	210.50	4,169.00	5,411.00CR	1,031.50CR	529.87
FUND 502 TOTAL		102,797.46	24,868.85	21,138.50CR	106,527.81	104,732.84

DATES: 10/01/2020-12/31/2020

AVERAGE

DAILY

BALANCE

BEGINNING
BALANCETOTAL
DEBITSTOTAL
CREDITSENDING
BALANCE

22,623.07

213.67

30.87

1,683.02

0.00

24,550.63

156,567.30

36.34

60.12

5,253.31

918.13

162,835.20

9,056.12

0.00

14,744.88

17,000.00

40,801.00

2,566.52

638.84

3,205.36

861.00

0.00

283.70

1,144.70

1,156.29

COUNTY CLERK

504-1002	CO CLERK CASH BO	22,599.90	1,500.00	508.00CR	23,591.90	22,623.07
504-1003	CO CLERK- E-FILE	103.00	2,604.00	2,486.00CR	221.00	213.67
504-1004	CO CLERK-GENERAL	46.00	3,970.20	3,986.20CR	30.00	30.87
504-1005	CO CLERK-CRIM PA	1,674.32	3,422.70	3,372.70CR	1,724.32	1,683.02
504-1006	CO CLERK-TRUST A	0.00	0.00	0.00	0.00	0.00

FUND 504 TOTAL		24,423.22	11,496.90	10,352.90CR	25,567.22	24,550.63
----------------	--	-----------	-----------	-------------	-----------	-----------

TAX ACCESSOR/COLLECTOR

505-1004	TAX A/C- AUTO AC	130,691.55	231,151.98	200,094.49CR	161,749.04	156,567.30
505-1005	TAX A/C- AUTO AC	36.34	0.00	0.00	36.34	36.34
505-1006	TAX A/C-AUTO ACC	91.11	2,150.50	2,223.50CR	18.11	60.12
505-1007	TAX A/C- TAX ACC	5,251.06	6.58	3.24CR	5,254.40	5,253.31
505-1008	TAX A/C- ESCROW	917.74	0.58	0.00	918.32	918.13

FUND 505 TOTAL		136,987.80	233,309.64	202,321.23CR	167,976.21	162,835.20
----------------	--	------------	------------	--------------	------------	------------

COUNTY TREASURER

506-1002	LAMB CO CAFETERI	9,841.10	7,417.89	7,768.27CR	9,490.72	9,056.12
506-1006	SPADE ACCOUNT-GR	0.00	0.00	0.00	0.00	0.00
506-1007	CASH-LAMB CO BAI	14,735.29	27.88	0.00	14,763.17	14,744.88
506-1008	TREAS CASH BOND	17,000.00	0.00	0.00	17,000.00	17,000.00

FUND 506 TOTAL		41,576.39	7,445.77	7,768.27CR	41,253.89	40,801.00
----------------	--	-----------	----------	------------	-----------	-----------

COUNTY ATTORNEY

507-1006	CO ATTY SEIZURE	2,566.52	0.00	0.00	2,566.52	2,566.52
507-1007	CO ATTY TRUST HO	7,262.64	4,183.55	11,445.77CR	0.42	638.84

FUND 507 TOTAL		9,829.16	4,183.55	11,445.77CR	2,566.94	3,205.36
----------------	--	----------	----------	-------------	----------	----------

ADULT PROBATION

509-1002	154th J.D. -PTAF	861.00	0.00	0.00	861.00	861.00
509-1004	LAMB COUNTY PTAF	0.00	0.00	0.00	0.00	0.00
509-1005	LAMB COUNTY CSCD	270.00	9,252.00	10,121.50CR	599.50CR	283.70

FUND 509 TOTAL		1,131.00	9,252.00	10,121.50CR	261.50	1,144.70
----------------	--	----------	----------	-------------	--------	----------

JUSTICE OF THE PEACE

511-1011	JP 1 CASH ACCOUN	987.49	1,126.32	903.55CR	1,210.26	1,156.29
----------	------------------	--------	----------	----------	----------	----------

DATES: 10/01/2020-12/31/2020

		BEGINNING BALANCE	TOTAL DEBITS	TOTAL CREDITS	ENDING BALANCE	AVERAGE DAILY BALANCE
511-1012	JP 2 CASH ACCOUN	0.00	16,140.36	25,153.70CR	9,013.34CR	3,605.00CR
511-1013	JP 3 CASH ACCOUN	1,227.32	17,677.19	17,102.19CR	1,802.32	1,555.15
511-1014	JP 4 CASH ACCOUN	0.00	10,744.01	10,744.01CR	0.00	1,507.47
FUND 511 TOTAL		2,214.81	45,687.88	53,903.45CR	6,000.76CR	613.91
SHERIFF						
515-1003	SHERIFF BOND FEE	0.00	0.00	0.00	0.00	0.00
515-1005	SO INMATE ACCOUN	7,673.18	8,806.70	8,759.33CR	7,720.55	7,276.76
515-1006	SHERIFF SEIZURE-	1.00	67.50	67.50CR	1.00	1.00
515-1007	SHERIFF PETTY CA	0.00	0.00	0.00	0.00	0.00
515-1008	SHERIFF LEOSE CA	11,682.22	7.44	0.00	11,689.66	11,687.23
515-1009	SHERIFF PRISONER	8,822.13	0.00	0.17CR	8,821.96	8,821.97
515-1010	SHERIFF UNCLAIME	0.00	0.00	0.00	0.00	0.00
515-1011	SHERIFF TRUST AC	0.00	1,200.00	1,200.00CR	0.00	169.57
515-1013	SHERIFF TOYS FOR	9,037.45	5.76	0.00	9,043.21	9,041.33
FUND 515 TOTAL		37,215.98	10,087.40	10,027.00CR	37,276.38	36,997.86
DEBT SERVICE						
801-1001	CLAIM ON CASH-DE	0.00	37.35	25.37CR	11.98	11.72
FUND 801 TOTAL		0.00	37.35	25.37CR	11.98	11.72
REPORT TOTALS		12,678,582.15	11,077,111.65	7,885,446.76CR	15,870,247.04	14,295,306.58

SELECTION CRITERIA

PRINT CURRENT

FUND: Exclude: 999
ACCOUNT TYPE: ALL CASH
TRANSACTION DATES: 10/01/2020 THRU 12/31/2020
PERIOD 13: EXCLUDE

PRINT OPTIONS

REPORT TYPE: SUMMARY
RECAP ONLY: YES
DESCRIPTIONS: NO

*** END OF REPORT ***

		BEGINNING	TOTAL	TOTAL	ENDING	AVERAGE
		BALANCE	DEBITS	CREDITS	BALANCE	DAILY
						BALANCE
JUVENILE PROBATION FUND						
140-1000	JUVENILE PROB CA	0.00	0.00	0.00	0.00	0.00
140-1001	CLAIM ON CASH-JU	9,459.59	26,367.97	46,056.75CR	10,229.19CR	53.35
140-1003	JPO RESTITUTION	0.00	22.44	22.44CR	0.00	0.00
140-1004	JPO-4-H ACTION F	0.00	0.00	0.00	0.00	0.00
FUND 140 TOTAL		9,459.59	26,390.41	46,079.19CR	10,229.19CR	53.35
JPO-GRANT FUND						
141-1000	CASH-STAND ACCOU	0.00	0.00	0.00	0.00	0.00
141-1001	CLAIM ON CASH-ST	12,960.68CR	12,960.68	45.42CR	45.42CR	3,142.74CR
FUND 141 TOTAL		12,960.68CR	12,960.68	45.42CR	45.42CR	3,142.74CR
TITLE IV-E FUND						
142-1000	IV-E CASH ACCOUN	35,229.10	66.64	0.00	35,295.74	35,252.03
142-1001	CLAIM ON CASH- I	0.00	0.00	0.00	0.00	0.00
FUND 142 TOTAL		35,229.10	66.64	0.00	35,295.74	35,252.03
LAMB CO LEAF GRANT						
143-1000	LAMB CO LEAF GRA	0.00	0.00	0.00	0.00	0.00
143-1001	CLAIM ON CASH-LE	0.00	25,220.70	26,879.94CR	1,659.24CR	640.62CR
FUND 143 TOTAL		0.00	25,220.70	26,879.94CR	1,659.24CR	640.62CR
JPO-STATE AID						
144-1001	CLAIM ON CASH-JP	2,888.05CR	62,747.39	33,422.66CR	26,436.68	13,058.64
FUND 144 TOTAL		2,888.05CR	62,747.39	33,422.66CR	26,436.68	13,058.64
VCLG GRANT						
171-1001	CLAIM ON CASH-VC	3,709.74CR	2,603.00	6,703.15CR	7,809.89CR	5,011.31CR
FUND 171 TOTAL		3,709.74CR	2,603.00	6,703.15CR	7,809.89CR	5,011.31CR
CSCD-BASIC SUPERVISION						
600-1000	CSCD CASH-AIM BA	0.00	0.00	0.00	0.00	0.00
600-1001	CLAIM ON CASH-CS	86,525.05	39,818.51	45,852.47CR	80,491.09	79,463.40
FUND 600 TOTAL		86,525.05	39,818.51	45,852.47CR	80,491.09	79,463.40

	BEGINNING BALANCE	TOTAL DEBITS	TOTAL CREDITS	ENDING BALANCE	AVERAGE DAILY BALANCE
CSCD-CCP COMMUNITY CORRE					
601-1001 CLAIM ON CASH-CS	6,023.17	8,974.39	9,095.93CR	5,901.63	4,234.77
FUND 601 TOTAL	6,023.17	8,974.39	9,095.93CR	5,901.63	4,234.77
CSCD-DP					
603-1001 CLAIM ON CASH-DP	10,323.07	5,024.15	3,371.43CR	11,975.79	10,111.36
FUND 603 TOTAL	10,323.07	5,024.15	3,371.43CR	11,975.79	10,111.36
REPORT TOTALS	128,001.51	183,805.87	171,450.19CR	140,357.19	133,378.88

SELECTION CRITERIA

PRINT CURRENT

FUND: Exclude: 145
ACCOUNT TYPE: ALL CASH
TRANSACTION DATES: 10/01/2020 THRU 12/31/2020
PERIOD 13: INCLUDE

PRINT OPTIONS

REPORT TYPE: SUMMARY
RECAP ONLY: YES
DESCRIPTIONS: NO

*** END OF REPORT ***

Pledge Inventory Report

Aimbank
 Littlefield, TX
 FROM 10/1/2020 TO 10/31/2020

Customer ID: 33584
 Report Date: 10/29/2020
 PAS Rep: Tracy Kwiatkowski
 Account Rep: Scott Adams

Cusip Ticket	Description Location Code/Name	Maturity/Refunded Dt Group	Intent Coupon	S&P Moody	Market Price Dt Maturity (Yr)	Original Face Par	Book Value Market Value
	Pledged: LAA0857 - LAMB COUNTY						
3136A72D3 1149485	FNA 2012-M9 A2 TIB - The Independent Bankers Bank	04/25/2022 CMB	AFS 2.48200	Nr	10/23/2020 1.48	1,742,000.00 776,716.97	786,156.19 790,024.96
3136AYTM5 1149492	FNM17086 PA TIB - The Independent Bankers Bank	06/25/2045 CMO	HTM 3.00000	NA Nr	10/23/2020 24.67	3,000,000.00 1,959,261.06	1,953,478.17 2,021,253.45
3136B3BZ2 1154613	FNM18075 UM TIB - The Independent Bankers Bank	09/25/2054 CMO	HTM 4.00000	NA Nr	10/23/2020 33.92	3,000,000.00 2,135,301.15	2,165,894.96 2,323,412.66
3132KF3F7 1149483	FHLMC GOLD POOL #V61 TIB - The Independent Bankers Bank	07/01/2032 MBS	HTM 3.00000		10/23/2020 11.67	5,000,000.00 2,846,495.20	2,904,078.17 3,059,185.32
3133KYSC4 1194239	FHLMC Pool #RB5015 TIB - The Independent Bankers Bank	09/01/2039 MBS	HTM 3.00000		10/23/2020 18.85	3,000,000.00 1,853,551.53	1,897,445.10 1,939,945.62
3138ERBL3 1149534	FNMA POOL #AL9042 TIB - The Independent Bankers Bank	07/01/2031 MBS	HTM 3.50000		10/23/2020 10.67	5,000,000.00 2,287,243.65	2,360,460.92 2,469,651.29
31410LT69 1149547	FNMA POOL #890773 TIB - The Independent Bankers Bank	09/01/2036 MBS	HTM 3.00000		10/23/2020 15.85	3,000,000.00 1,686,820.26	1,696,165.55 1,778,296.47
7	Total Pledged: LAA0857 - LAMB COUNTY					23,742,000.00 13,545,389.82	13,763,679.06 14,381,769.77

This report reflects information submitted to us by the customer. It is not intended to be used as the official record of safekeeping location and/or pledged holdings. This information should be provided by the customer's safekeeper.

FHN Financial PASPort
 Page 22

Pledge Inventory Report

Aimbank
 Littlefield, TX
 FROM 11/1/2020 TO 11/30/2020

Customer ID: 33584
 Report Date: 11/25/2020
 PAS Rep: Tracy Kwiatkowski
 Account Rep: Scott Adams

Cusip Ticket	Description Location Code/Name	Maturity/Refunded Dt Group	Intent Coupon	S&P Moody	Market Price Dt Maturity (Yr)	Original Face Par	Book Value Market Value
Pledged: LAA0857 - LAMB COUNTY							
3136A72D3 1149485	FNA 2012-M9 A2 TIB - The Independent Bankers Bank	04/25/2022 CMB	AFS 2.48200	Nr	11/20/2020 1.40	1,742,000.00 769,531.68	778,302.76 781,964.41
3136AYTM5 1149492	FNM17086 PA TIB - The Independent Bankers Bank	06/25/2045 CMO	HTM 3.00000	NA Nr	11/20/2020 24.58	3,000,000.00 1,896,438.57	1,890,870.31 1,959,850.58
3136B3BZ2 1154613	FNM18075 UM TIB - The Independent Bankers Bank	09/25/2054 CMO	HTM 4.00000	NA Nr	11/20/2020 33.84	3,000,000.00 2,081,798.55	2,111,266.61 2,264,713.05
3137B27J3 1169692	FHL4199 CB TIB - The Independent Bankers Bank	05/15/2040 CMO	AFS 3.50000	Nr	11/20/2020 19.47	2,000,000.00 2,000,000.00	2,010,814.23 2,080,305.94
3132KF3F7 1149483	FHLMC GOLD POOL #V61 TIB - The Independent Bankers Bank	07/01/2032 MBS	HTM 3.00000		11/20/2020 11.59	5,000,000.00 2,788,982.30	2,844,974.47 2,991,211.38
3133KYSC4 1194239	FHLMC Pool #RB5015 TIB - The Independent Bankers Bank	09/01/2039 MBS	HTM 3.00000		11/20/2020 18.76	3,000,000.00 1,702,454.82	1,742,770.30 1,784,257.77
3138ERBL3 1149534	FNMA POOL #AL9042 TIB - The Independent Bankers Bank	07/01/2031 MBS	HTM 3.50000		11/20/2020 10.59	5,000,000.00 2,231,557.20	2,302,991.88 2,420,346.92
3140J5X53 1149541	FNMA POOL #BM1599 TIB - The Independent Bankers Bank	03/01/2032 MBS	AFS 3.50000		11/20/2020 11.25	4,000,000.00 1,916,870.52	1,979,943.20 2,083,810.77
31410LT69 1149547	FNMA POOL #890773 TIB - The Independent Bankers Bank	09/01/2036 MBS	HTM 3.00000		11/20/2020 15.76	3,000,000.00 1,635,073.38	1,644,131.98 1,726,408.56
9	Total Pledged: LAA0857 - LAMB COUNTY					29,742,000.00 17,022,707.02	17,306,065.74 18,092,869.38

This report reflects information submitted to us by the customer. It is not intended to be used as the official record of safekeeping location and/or pledged holdings. This information should be provided by the customer's safekeeper.

Reportfolio

Heartland Financial - 14 First Bank & Trust, Dubuque,
 Published: 12/30/2020 11:28:12 AM

Management Report
 Pledged To: LAMB COUNTY

Date: 31-Dec-20
 Page: 9
 Section V-C

Safekeeping

Code	Cusip	Description	Prerefund	Pool	Moody	Original Face	Pledged	Pledged	Pledged	Pledged
Location	Trans#	Maturity		Coupon	StdPoor	Pledged Percent	Original Face Value	Par Value	Book Value	Market Value
RJF	35880CF41	FRISCO TX INDEP SCH DIST			Aaa	\$5,000,000.00	\$1,645,000.00	\$1,645,000.00	\$1,692,745.19	\$1,710,849.35
	563661202007141	2/15/2040		2.542	AAA	32.90%				
RAYMOND JAMES		AFS								
<u>1 Muni Taxable - Fixed Rate</u>							<u>\$1,645,000.00</u>	<u>\$1,645,000.00</u>	<u>\$1,692,745.19</u>	<u>\$1,710,849.35</u>
<u>Total Pledged</u>	<u>1 To: LAMB LAMB COUNTY</u>						<u>\$1,645,000.00</u>	<u>\$1,645,000.00</u>	<u>\$1,692,745.19</u>	<u>\$1,710,849.35</u>
		\$0.00	Munis with Maturity Under 2 Years			\$0.00	Other securities with Stated Maturity Under 2 Years			
		\$1,645,000.00	Munis with Maturity Over 2 Years			\$0.00	Other securities with Stated Maturity Over 2 Years			

** If no data is shown, then there are no pledges for the current period.

Reportfolio

Aim Bank Acq FBT, Dubuque, IA
 Published: 12/28/2020 9:47:21 AM

Management Report
 Pledged To: LAMB COUNTY

Date: 31-Dec-20
 Page: 18
 Section V-C

Safekeeping

Code	Cusip Trans#	Description Maturity	Prerfund	Pool Coupon	Moody StdPoor	Original Face Pledged Percent	Pledged Original Face Value	Pledged Par Value	Pledged Book Value	Pledged Market Value
RJF	3138ERBL3 585808202012151	FNMA Pool #AL9042 7/1/2031		AL9042 3.500		\$5,000,000.00 100.00%	\$5,000,000.00	\$2,172,628.70	\$2,356,806.86	\$2,357,193.51
RAYMOND JAMES		AFS								
RJF	3140J5X53 585814202012151	FNMA Pool #BM1599 3/1/2032		BM1599 3.500		\$4,000,000.00 100.00%	\$4,000,000.00	\$1,819,712.04	\$1,979,095.34	\$1,973,823.45
RAYMOND JAMES		AFS								
RJF	3132KF3F7 585740202012151	FHLMC Pool #V61698 7/1/2032		V61698 3.000		\$5,000,000.00 100.00%	\$5,000,000.00	\$2,704,722.65	\$2,900,092.75	\$2,908,496.45
RAYMOND JAMES		AFS								
RJF	31410LT69 585689202012151	FNMA Pool #890773 9/1/2036		890773 3.000		\$3,000,000.00 100.00%	\$3,000,000.00	\$1,603,822.20	\$1,692,294.30	\$1,696,442.93
RAYMOND JAMES		AFS								
4 MBS - Fixed Rate										
							\$17,000,000.00	\$8,300,885.59	\$8,928,289.25	\$8,935,956.34
RJF	3137B27J3 585769202012151	FHR 4199 CB 5/15/2040		3.500		\$2,000,000.00 100.00%	\$2,000,000.00	\$2,000,000.00	\$2,074,312.35	\$2,076,929.60
RAYMOND JAMES		AFS								
RJF	3136AYTM5 585751202012151	FNR 2017-86 PA 6/25/2045		3.000		\$3,000,000.00 100.00%	\$3,000,000.00	\$1,845,199.59	\$1,904,357.21	\$1,907,137.40
RAYMOND JAMES		AFS								
RJF	3136B3BZ2 585761202012151	FNR 2018-75 UM 9/25/2054		4.000		\$3,000,000.00 100.00%	\$3,000,000.00	\$2,028,980.79	\$2,204,365.44	\$2,206,920.17
RAYMOND JAMES		AFS								
3 CMOs - Fixed Rate										
							\$8,000,000.00	\$5,874,180.38	\$6,183,035.00	\$6,190,987.17
RJF	3136A72D3 585742202012151	FNA 2012-M9 A2 4/25/2022		2.482		\$2,742,000.00 63.53%	\$1,742,000.00	\$746,931.28	\$756,718.64	\$760,336.38
RAYMOND JAMES		AFS								
1 CMBS - Fixed CMO										
							\$1,742,000.00	\$746,931.28	\$756,718.64	\$760,336.38

** If no data is shown, then there are no pledges for the current period.

Reportfolio

Aim Bank Acq. FBT, Dubuque, IA
 Published: 12/28/2020 9:47:21 AM

Management Report
 Pledged To: LAMB COUNTY

Section V-C
 Date: 31-Dec-20
 Page: 19

Safekeeping

Code	Cusip	Description	Prerefund	Pool	Moody	Original Face	Pledged	Pledged	Pledged	Pledged		
Location	Trans#	Maturity		Coupon	StdPoor	Pledged Percent	Original Face Value	Par Value	Book Value	Market Value		
		FAS 115										
Total Pledged							8	To: LAMB LAMB COUNTY	\$26,742,000.00	\$14,921,997.25	\$15,868,042.89	\$15,887,279.89
\$0.00		Munis with Maturity Under 2 Years				\$746,931.28				Other securities with Stated Maturity Under 2 Years		
\$0.00		Munis with Maturity Over 2 Years				\$14,175,065.97				Other securities with Stated Maturity Over 2 Years		

** If no data is shown, then there are no pledges for the current period.